



GRAFFITI SHIELD^{INC.}

HOLISTIC APPROACH TO GRAFFITI CONTROL

Glass Shield Installation Procedure

Glass Shield Installation:

Minimum Tools Needed:

Spray Bottle GST-0022

Film On Slip Solution GST-0019 or GST-0021 or Baby Shampoo

Paper Towels (Lint Free)

6" Triumph Scraper GST-0010 (for best results) or Scrub Pad GST-0016


Pro Handle Unger with 12" Black Squeegee GST-0004-CMP

Pro Handle Unger with 6" Blue Squeegee GST-0003CMP

Gold Hard Card GST-0015-G

Micro Fiber Towel

Ask about our Standard Tool Kit. It has the above items and more in a bundle.





Glass Shield Installation:


Installation of the Glass Shield is quick and efficient, but it does have some steps we recommend for a flawless installation.

- Fill a standard spray bottle with clean filtered water. Or use a 5 gallon sprayer filled with 4 gallons of clean filtered water.
- Add Baby Shampoo, 2 capfuls for standard spray bottle or 4 oz. per 4 gallons, and shake well.
- Spray the surface with soap and water and scrub the surface with a white scrubby. Then use a 6" Triumph Scraper with SS blades and scrape the glass clean of all debris.
- Wipe the surface by using micro fiber cloth or paper towel. Make sure to wipe the top and sides well.




Glass Shield Installation:

- Now spray the glass panel again completely and use your large cleaning squeegee to remove the solution from side to side, and from top to bottom.
- Spray the panel again and leave it wet.
- Next, take your Glass Shield and remove the release liner. Spray the adhesive with the soap and water solution. Make sure to spray all areas to ensure that all adhesive is wet.



Glass Shield Installation:

- Carefully place the Glass Shield on the panel. Move accordingly into place as needed.
- Then spray the panel with the soap and water solution.
- Squeegee Glass Shield from center out per the arrowed diagram.
- Squeegee the film with slow overlapping angled passes.
- Repeat process two times to ensure water was removed.
- Dry the edges with gold card wrapped in paper towel.
- Then wipe entire panel with micro fiber towel.



Squeegee At An Angle But Straight As
The Red Arrow Shows